

2.4 W-LAN 08-360/N OMNIDIRECTIONAL ANTENNA 8 dBi W-LAN 2.4 GHz



ELECTRICAL DATA

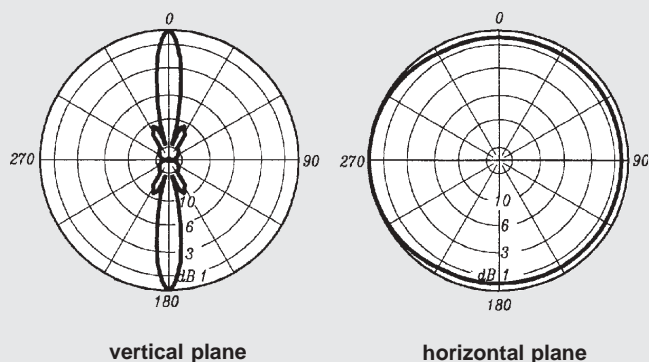
| | |
|--------------------|--------------------|
| ANTENNA TYPE | 2.4 W-LAN 08-360/N |
| FREQUENCY RANGE | 2.4 ÷ 2.485 GHz |
| IMPEDANCE | 50 ohm |
| CONNECTOR | N f |
| MAX POWER | 10 W |
| VSWR | ≤ 1.5 |
| POLARIZATION | Vertical |
| GAIN | 8 dBi |
| HALFPOWERBEAMWIDTH | |
| Vertical plane | 13° |
| Horizontal plane | 360° |

MECHANICAL DATA

| | |
|-------------------------------|---|
| DIMENSIONS (bracket excluded) | 532 x ø 16 mm |
| WEIGHT (bracket excluded) | 0.35 Kg |
| WIND SURFACE | 0.01 m ² |
| WIND LOAD | 9 N (wind speed 150 Km/h) |
| RADOME COLOUR | Grey (std.) others on request |
| MOUNTING | One hole mounting (16 mm diameter) to surfaces of max. 10 mm thickness |
| ICING PROTECTION | Full radome |
| PACKING | Plastic bag |



RADIATION PATTERNS (mid band)



ADDITIONAL INFORMATION



ACCESSORIES

| Type No. | Description | Remarks | Weight appr. | Units per antenna |
|-------------|---------------|--|-----------------|----------------------|
| 734 360 | 2 clamps | Pole: 34 - 60 mm diameter | 60 g | 1 |
| 734 361 | 2 clamps | Pole: 60 - 80 mm diameter | 70 g | 1 |
| 734 362 | 2 clamps | Pole: 80 - 100 mm diameter | 80 g | 1 |
| 734 363 | 2 clamps | Pole: 100 - 120 mm diameter | 90 g | 1 |
| 734 364 | 2 clamps | Pole: 120 - 140 mm diameter | 110 g | 1 |
| 734 365 | 2 clamps | Pole: 45 - 125 mm diameter | 80 g | 1 |
| 335.550.053 | 1 "L" bracket | Pole: mounting with clamps * Wall: mounting with screws * | 110 g | 1 |

* = not included

Materials:

Antenna base: Weather-proof aluminium.
Fiberglass radome: The grey fiberglass radomes of these antennas are very stable and extraordinarily stiff. They are resistant to ultraviolet radiation and can also be painted to match their surroundings.
Bracket: Stainless steel

Grounding:

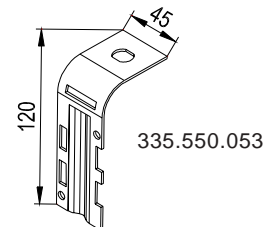
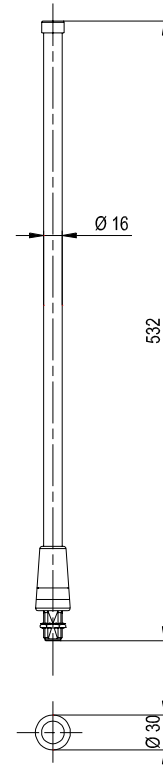
All metal parts of the antenna are DC grounded.
 The inner conductor is not DC grounded.

Environmental conditions: SIRA cellular antennas are designed to operate under the environmental conditions as described in ETS 300 019-1-4 class 4.1 E.

Ice protection: Due to the very sturdy antenna construction and the protection of the radiating system by the radome, the antenna remains operational even under icy conditions.

Environmental tests:

SIRA antennas have passed environmental tests as recommended in ETS 300 019-2-4.



PLEASE NOTE:

As a result of more stringent legal regulations and judgements regarding product liability, we are obliged to point out certain risks that may arise when products are used under extraordinary operating conditions.
 The mechanical design is based on the environmental conditions as stipulated in ETS 300 019-1-4, which include the static mechanical load imposed on an antenna by wind at maximum velocity.
 Extraordinary operating conditions, such as heavy icing or exceptional dynamic stress (e.g. strain caused by oscillating support structures), may result in the breakage of an antenna or even cause it to fall to the ground. These facts must be considered during the site planning process.
 The installation team must be properly qualified and also be familiar with the relevant national safety regulations.
 The details given in our data sheets have to be followed carefully when installing the antennas and accessories.
 The limits for the coupling torque of RF-connectors, recommended by the connector manufactures must be obeyed.