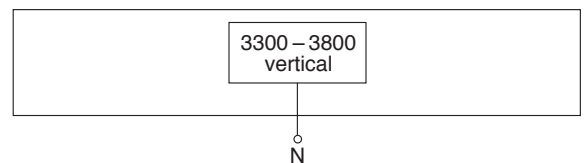


S-Panel
Vertical Polarization
Half-power Beam Width
Fixed Electrical Downtilt

3300–3800
V
65°
0°

VPol S-Panel 3300–3800 65° 17.5dBi 0°T

Type No.	800 10457
Frequency range	3300 – 3800 MHz
Polarization	Vertical
Gain	17.5 dBi
Half-power beam width	Horizontal: 65° Vertical: 7°
Electrical tilt	0°, fixed
Front-to-back ratio (180° ±30°)	> 25 dB
Impedance	50 Ω
VSWR	< 1.5
Intermodulation IM3 (2 x 43 dBm carrier)	Intended < -150 dBc
Max. power per input	50 W (at 50 °C ambient temperature)



Mechanical specifications

Input	N-connector female
Connector position	Bottom
Weight	1.4 kg
Wind load	Frontal: 170 N (at 150 km/h) Lateral: 65 N (at 150 km/h) Rearside: 150 N (at 150 km/h)
Max. wind velocity	200 km/h
Packing size	825 x 122 x 67 mm
Height/width/depth	736 / 112 / 50 mm

936.A2397/a Subject to alteration.

Accessories (order separately)

Type No.	Description	Remarks	Material	Weight approx.	Units per antenna
734 360	2 clamps	Mast: 34 – 60 mm dia.	Stainless steel	60 g	1
734 361	2 clamps	Mast: 60 – 80 mm dia.	Stainless steel	70 g	1
734 362	2 clamps	Mast: 80 – 100 mm dia.	Stainless steel	80 g	1
734 363	2 clamps	Mast: 100 – 120 mm dia.	Stainless steel	90 g	1
734 364	2 clamps	Mast: 120 – 140 mm dia.	Stainless steel	110 g	1
734 365	2 clamps	Mast: 45 – 125 mm dia.	Stainless steel	80 g	1
738 546	1 clamp	Mast: 50 – 115 mm dia.	Hot-dip galvanized steel	1.0 kg	2
850 10002	1 clamp	Mast: 110 – 220 mm dia.	Hot-dip galvanized steel	2.7 kg	2
850 10003	1 clamp	Mast: 210 – 380 mm dia.	Hot-dip galvanized steel	4.8 kg	2

Wall mounting: No additional mounting kit needed.

Material:

Radome: The thermoplastic radome is under 50 mm deep and guarantees optimum performance in this class with regards to stability, stiffness, UV resistance and painting. The light grey of the main body blends harmoniously with the mid-grey of the end caps.

All screws and nuts: Stainless steel.

Grounding:

The inner conductors are DC grounded.

Environmental conditions:

Kathrein cellular antennas are designed to operate under the environmental conditions as described in ETS 300 019-1-4 class 4.1 E.

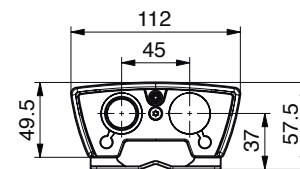
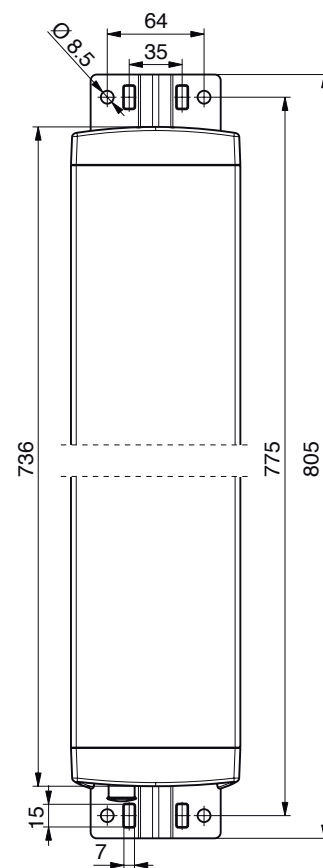
The antennas exceed this standard with regard to the following items:

- Low temperature: –55 °C
- High temperature (dry): +60 °C

Ice protection: Due to the very sturdy antenna construction and the protection of the radiating system by the radome, the antenna remains operational even under icy conditions.

Environmental tests:

Kathrein antennas have passed environmental tests as recommended in ETS 300 019-2-4. The homogenous design of Kathrein's antenna families use identical modules and materials. Extensive tests have been performed on typical samples and modules.



Bottom view

Please note:

As a result of more stringent legal regulations and judgements regarding product liability, we are obliged to point out certain risks that may arise when products are used under extraordinary operating conditions.

The mechanical design is based on the environmental conditions as stipulated in ETS 300 019-1-4, which includes the static mechanical load imposed on an antenna by wind at maximum velocity.

Extraordinary operating conditions, such as heavy icing or exceptional dynamic stress (e.g. strain caused by oscillating support structures), may result in the breakage of an antenna or even cause it to fall to the ground. These facts must be considered during the site planning process.

The installation team must be properly qualified and also be familiar with the relevant national safety regulations.

The details given in our data sheets have to be followed carefully when installing the antennas and accessories.

The limits for the coupling torque of RF-connectors, recommended by the connector manufacturers must be obeyed.

Any previous datasheet issues have now become invalid.

